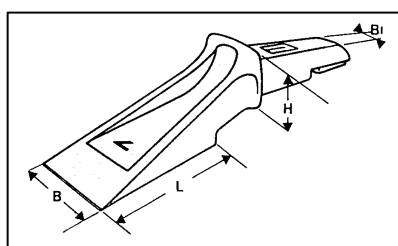
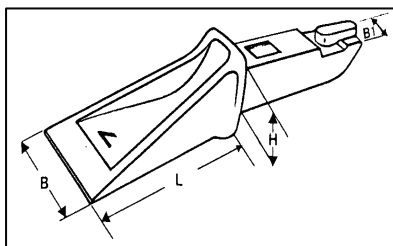


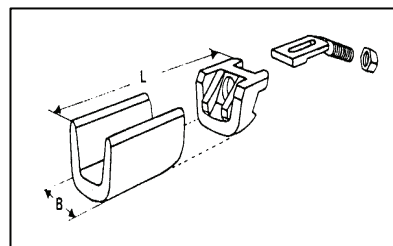
LAADSCHOP- EN DIEPLEPELTANDEN TYPE LEHNHOFF



1) Laadschoptand



2) Dieplepeltand



Huls – kap – zekering

PE REF	TYPE	AFMETINGEN				HULS	KAP	ZEKERING
		L	B	B1	H			
400 F	1	90	50	34	34	11		1012
411 F	1	115	65	34	34	11		1012
421 F	1	148	80	40	40	21	22	1021
425 F	1	148	85	45	50	25	26	1025
431 F	1	190	90	47	50	31	32	1031
435 F	1	190	95	60	55	35	36	1031
441 F	1	210	100	57	60	41	42	1041
445 F	1	216	120	70	70	45	46	1041
300 B	2	110	50	34	34	11		1012
301 B	2	125	60	30	34	1		1012
311 B	2	150	65	30	34	1		1012
321 B	2	175	70	40	40	21	22	1021
331 B	2	205	80	47	50	31	32	1031
342 B	2	225	90	60	60	41	42	1041